



**ROUNDS 7 & 8 – JULY 17-18, 2010
BELLE RIVER, CANADA - SUNSPASH FESTIVAL
NAUT WUKIN EASTERN CANADIAN NATIONALS**

\$30,000 CASH PURSE

Location: Lakeview Park – Belle River Ontario Canada

Pit Area: Racer Parking will be south of the beach in Lakeview Park. Look for “Racer Pit Parking signs”

Entry Forms and Online Registration: Available at www.pwcfun.com and www.apbaracing.com

Late Registration: Late Registration will be held on Friday July 16, 2010 from 4:00 pm to 6:00 pm on site and on site Saturday and Sunday mornings from 6:45 am – 8:00 am.

For Race and Entry Information Contact: Patrick Mell – 586-598-2856

Send Entry Forms and Check Payable To: PM Sports Marketing,

Phone: 586-598-2856 Fax: 586-773-6490 Email: patrickmell@aol.com

Website: www.apbaracing.com and www.pwcfun.com

HOST HOTEL

Howard Johnson Express Inn – Windsor - 2130 Division Rd. Windsor, Canada. Rates (Double or Single): \$85.00/night for one night, \$80.00/night for two nights, \$75.00/night for three nights or more. Phone (519) 250-4657. Mention “American Power Boat Association” to get the special rate.

OTHER HOTELS

Holiday Inn Select - Windsor - 1855 Huron Church Rd., Windsor, Ontario Canada.
Phone 519-966-1200

CAMPING

Camping is allowed on site in the pit area. Portable bathrooms only in pits. Showers in adjacent marina.

CLOSEST AIRPORT

Detroit Metro or Windsor Canada














GENERAL INFORMATION

Great new race site in Canada. The event will have the largest cash purse ever offered on the National Tour – **over \$30,000 TAX FREE MONEY!** It is a beautiful race site with a nice sandy beach. The event is run in conjunction with the SunSplash Festival with lots of activities including live entertainment, car show, food and beverage tents, and much, much more.

DIRECTIONS TO SITE

Directions are from Harbor Beach to Belle River. If you are not coming from Harbor Beach get on I-94 or I-75 and pick up the directions below.

Start at Harbor Beach, MI

	1. Start out going WEST on STATE ST toward N HURON AVE / MI-25 .	Map	go 0.0 mi
 	2. Turn LEFT onto S HURON AVE / MI-25 . Continue to follow MI-25 S .	Map	go 60.2 mi
	3. Take the I-69 W / I-94 W ramp.	Map	go 0.4 mi
 	4. Merge onto I-94 W .	Map	go 59.9 mi
	5. Take the M-10 S exit, EXIT 215A , on the LEFT toward DOWNTOWN .	Map	go 0.4 mi
 	6. Merge onto MI-10 S / JOHN C LODGE FWY .	Map	go 1.4 mi
 	7. Merge onto I-75 S via EXIT 2A toward TOLEDO .	Map	go 1.7 mi
	8. Take the BRIDGE TO CANADA / PORTER ST exit, EXIT 47B .	Map	go 0.3 mi
	9. Turn SLIGHT RIGHT onto AMBASSADOR BRIDGE (Portions toll) (Crossing into *CANADA* ONTARIO).	Map	go 1.5 mi



10. **AMBASSADOR BRIDGE** becomes **PROVINCIAL ROUTE 3 S** (Portions toll).

[Map](#)

go 2.5 mi



11. Take the **E C ROW EXPWY EAST** ramp.

[Map](#)

go 0.3 mi



12. Merge onto **EC ROW EXPY**.

[Map](#)

go 8.0 mi



13. **EC ROW EXPY** becomes **PROVINCIAL ROUTE 2 E / CR-22 E**.

[Map](#)

go 10.1 mi



14. Welcome to **BELLE RIVER, ON**.

[Map](#)

go 0.0 mi



Belle River, ON

**Total Travel Estimate : 146.65 miles - about 3 hours
31 minutes**

IMPORTANT INFO – GETTING INTO CANADA AND BACK

Canadian law requires that all persons entering Canada carry both proof of citizenship **and** proof of identity. A valid U.S. passport, passport card or NEXUS card (see below) satisfies these requirements for U.S. citizens. If U.S. citizen travelers to Canada do not have a passport, passport card or approved alternate document such as a NEXUS card, they must show a government-issued photo ID (e.g. Driver's License) and proof of U.S. citizenship such as a U.S. birth certificate, naturalization certificate, or expired U.S. passport. Children under 16 need only present proof of U.S. citizenship. (Please see below for important information concerning re-entry into the United States).

If you plan to travel to Canada with a minor who is not your own child or for whom you do not have full legal custody, CBSA may require you to present a notarized affidavit of consent from the minor's parents. Please refer to the CBSA website linked above for more details. There is no specific form for this document, but it should include dates of travel, parents' names and photo copies of their state-issued IDs.

When returning to the United States from Canada, it is very important to note that **all** U.S. citizens are required to present a valid U.S. passport to enter or re-enter the United States **via air**. For entry into the United States **via land and sea borders**, U.S. citizens must present either a U.S. passport, passport card, NEXUS card, Enhanced Drivers License or other Western Hemisphere Travel Initiative (WHTI)-compliant document. The only exception to this requirement is for U.S. citizens under the

age of 16 (or under 19, if traveling with a school, religious, or other youth group) who need only present a birth certificate (original, photocopy or certified copy), Consular Report of Birth Abroad, or naturalization certificate.

1) PASSPORT

Click the following link for a quick video of how to get a passport if you need one.

<http://video.aol.com/video-detail/travel-documentation-how-to-get-a-passport/1291904828>

2) NEXUS CARD

How does a NEXUS Card work?

NEXUS card holders are identified at land border crossings by presenting their cards for scanning and at airport kiosks by undergoing a retinal recognition scan - a process that takes about 10 seconds.

What are the benefits?

- NEXUS card holders have faster, less involved border crossings using automated NEXUS self-serve kiosks in designated areas at participating international airports.
- By land, drivers may bypass lineups and use the special (shorter, if not empty) NEXUS card lanes.
- By water, card holders can report to border officials by phone in advance of arrival.

Who Can Apply for a NEXUS Card:

- Any citizen of Canada or the U.S. who resides in either country and can pass criminal history and law enforcement checks may apply for a NEXUS card.

Good to Know:

- NEXUS Card holders don't have to cross the border for work-related reasons; even if you travel to one of the two countries twice a year, the NEXUS card may be well worth your while.
- If travelling with a group or family, all members need to have the NEXUS Card to use the designated NEXUS lineup.
- Although NEXUS card holders will not be asked to show their passports at border crossings, technically they are supposed to have passports with them.
- NEXUS card holders can still be pulled over and searched.
- NEXUS card holders can pay the duty on purchased goods automatically. They just give their credit info at the NEXUS interview and then drop off a form at the border each time they cross.

Application Process:

Applicants - both U.S. and Canadian - can [apply for a NEXUS card online](#), or download the application from the [CBP-NEXUS site](#) and mail away or bring in person to a [Canadian Processing Centers \(CPC\)](#) in Niagara Falls, Montreal or Surrey, BC. NEXUS card applications are also available at any Canada Post office. A few weeks after your NEXUS card application has been submitted, someone will contact to arrange an interview.

Interviews may be conducted by both a Canadian and an American border representative separately and generally last about a half hour in total. Questions focus on citizenship, criminal record, border crossing experiences. Authorities will also explain the legalities of bringing items over border. At this point, you will also be fingerprinted and have your retina scan.

Cost: The NEXUS card costs \$50 (both in US and CAN funds) and is good for five years.

3) **ENHANCED DRIVERS LICENSE.** An enhanced driver's license is a special drivers license available in many states – most that border Canada. This license allows you to get into Canada and back to the US.

4) **A DRIVER'S LICENSE AND BIRTH CERTIFICATE.** To get into Canada a drivers license together with a birth certificate is sufficient to get into Canada. Canada does not require a passport. While the US border patrol says you must have one of the first three options the border patrol said they can not refuse you entry back into the US if you have these two items as proof of citizenship. You may be detained and asked additional information. Once again you will have no problem getting into Canada with those items but be prepared for questions and a long lecture if you have a birth certificate and driver's license. Bring as many items as possible with you to prove that you are a US citizen such as car registration, etc.

DO NOT LIE WHAT YOU ARE BRINGING INTO CANADA OR BACK TO THE US. If you want to bring a few extra cases of the good Canadian beer or alcohol back into the US the duty is minimal so just declare it and pay the duty. Do not joke around or be a smart ass unless you would like to be detained at the border.

WHAT YOU CAN BRING INTO CANADA

What the border patrol is looking for is people bringing items into Canada that they do not plan on bringing back – selling in Canada. If you are bringing in any motorized vehicles into Canada like quads, Rhinos, watercraft you need to have some type of proof that you own it or have the right to have the items. Proof of ownership could be a title, registration, MSO or letter from an OEM stating that they give you the right to bring the item into Canada and that it will be coming back to the US.

If you are bringing in vehicles for other people have them get you a copy of the title, registration, MSO, a copy of their drivers license and a letter from them authorizing that they have given you the right to bring the item to the race for you.

You are allowed to bring in 1 case of beer or one fifth/liter of alcohol per person that is 19 years of age. You are allowed up to 1 carton of cigarettes.

WHAT TO DO IF YOU DO NOT HAVE PROOF OF OWNERSHIP OF ITEMS

If you do not have proof of ownership of any vehicles you can get a form (also called a Green Card) at the US Border where you declare personal items you are bringing into Canada. They will write down what you own, the VIN numbers of all the items you are taking over.

WHAT YOU CAN NOT BRING INTO CANADA

There are many things that you can not bring into Canada – most which are common sense. You can not bring in drugs and firearms. You can not bring in raw fruits and vegetables or firewood. You are allowed to bring in one case of beer or one fifth/liter of alcohol per person that is 19 years of age or older. One case of cigarettes – NO more.

BRINGING IN FUEL INTO CANADA

The amount of fuel you bring into Canada is not regulated. The basic rule is - Whatever amount of fuel you can legally drive on the road with in the United States is what you can bring in. So if you have a drum or two with your Team you are fine. There is a